



# Sofia and the Magic Machine

by giuseppe scappatura

Hello.




I'm Sofia 🧒 This is my picture: the MRI machine.

It looks like a big donut... or maybe a magic tunnel ✨, right? At first, I felt a little scared... but then I realized it doesn't hurt and it helps the doctors.

It just makes some noise while it's working on its special picture 🎨! It's like going on an adventure, and in the end you'll have magical photos of your body 📷 that help the doctors take better care of you.





“When she gets to the hospital, Sofia meets Mino the Magnet , small and smiling. Mino explains that an MRI is a special machine that can see inside the body without using X-rays, like regular radiographs do. It's very powerful , so you just need to follow a few simple safety rules .





Before the exam, mom 🧑 or dad 🧑 sign a special paper 📝.  
It just means they understood how the MRI works 🌀 and that everything is ready to start!





During the exam you'll hear loud sounds, like drums going boom boom or little hammers tapping 🛠️. Don't worry: it's just the machine taking its special pictures 📷!

You'll wear headphones 🎧 that make the noises softer, and, if you want, you can even listen to some music 🎵. You'll also hear the radiographer talking to you. They'll give you a button connected to the bed: if you press it, the exam stops right away. That way, you're always safe ✅.



To take perfect pictures you need to stay as still as a statue, even if it's just for a few seconds.  
If you stay still, the images will come out super clear and beautiful!  
You can pretend to be a magic statue ✨ or a superhero who never moves 💪.





“Between the sounds there are little pauses 🛑. In those moments you can breathe 🧘 and relax a bit 😊. Stay still, so the magic machine ✨ can take more pictures 📷!”

“The images will be like special photographs ✨ of your body.

They will help the doctors understand better and take care of you ❤️.”



"The operators make sure there are no band-aids or stickers 🩹 .

That way, everything is safe and ready for the MRI!"

"On the bed, keep your legs straight without crossing them 🦵🦵 and your hands relaxed 🖐️ , apart from each other.

This will help you feel more comfortable, and the pictures will come out super clear!"






"Before the exam you need to take off all metal objects, like earrings, bracelets, coins 💰 or your phone 📱. The magnet is very powerful and would pull them right away, so everything has to be left in the locker."

"Earrings, bracelets and little coins 💰 all go together in the locker."

The magnet 🧲 pulls them to itself, so the exam feels like pure magic for you ✨!"

"You also can't wear clothes made of synthetic fibers, because they might get warm inside the machine."



“Mom 🧑 or dad 🧑 can stay close to you in the room, wearing a special gown that is light and has no metal buttons or zippers. They also need to take off earrings, bracelets, and anything made of metal. That way, you'll feel even more comfortable 😊.”





“If we need to take clear pictures of the brain 🧠, we use a special part that goes on your head: it’s called a coil 🎧.

It doesn’t squeeze and it doesn’t hurt — it just helps make the images super clear.

Then you relax with the headphones 🎵... and that’s it!”



If we need to take clear pictures of the tummy or the pelvis, we use a special part called the anterior coil 📷. It's like a light little blanket that rests on your tummy. It doesn't hurt — it just helps make the images super clear.





At the end, Mino says goodbye to Sofia 🇨🇪👧:  
"You did great! ★ By following the rules, you had the  
exam safely and perfectly."  
Sofia smiles with joy 😊 and gives her magnet friend a big  
hug 🤗.





### For Children

“Mino and Sofia say goodbye! 🎉

You’ve been really brave to read this story, and now you know what an MRI is.

So, when you have the exam, you’ll be able to face it without fear!”



### For Parents

This little book was created by

Giuseppe Scappatura – Radiographer

Radiology Unit – GOM

Grande Ospedale Metropolitano “Bianchi-Melacrino-Morelli” –  
Reggio Calabria



[giuseppe.scappatura@ospedalert.it](mailto:giuseppe.scappatura@ospedalert.it) to help children and families  
experience MRI with more serenity and trust.



### Final Dedication

“To all the brave boys and girls who face MRI every day, with the  
smile and strength of true little heroes.”